

Ashwood Residential Care Service

Key Features Statement



Effective date: 1st January 2021

Ashwood Residential Care Service located in Pendle Hill is set amongst 4 acres of grounds and gardens, with views of historic Dunmore House. The care service is comprised of Ashwood House, Shaw House and Crawford Lodge and offers permanent, dementia specific and respite care.




At Ashwood House, the following types of rooms and pricing options are available:

Furnishing and fittings in rooms

- Electric high/low bed
- Bedside table
- Freestanding wardrobe
- Reverse cycle air conditioning
- Nurse call button

Common Areas

- Comfortable lounge and dining room areas
- Flat screen TVs provided in lounge areas
- Outdoor garden areas for residents and visitors use
- Hairdressing Salon*
- Function centre on site available for hire

Ashwood Single Single room without ensuite 17 m ²  1 Shared	Residential Accommodation Deposit (RAD)	\$360,000
	Daily Accommodation Payment (DAP)	\$39.65
	Combination Payment	50% RAD \$180,000 50% DAP \$19.83
Ashwood Double With Ensuite Shared room with shared ensuite 31 m ²  2 1 <i>Prices are per person</i>	Residential Accommodation Deposit (RAD)	\$360,000
	Daily Accommodation Payment (DAP)	\$39.65
	Combination Payment	50% RAD \$180,000 50% DAP \$19.83
Ashwood Double Shared room without ensuite 31 m ²  2 Shared <i>Prices are per person</i>	Residential Accommodation Deposit (RAD)	\$360,000
	Daily Accommodation Payment (DAP)	\$39.65
	Combination Payment	50% RAD \$180,000 50% DAP \$19.83

Room measurements do not include ensuites

Ashwood Residential Care Service

Key Features Statement



At Shaw House, the following types of rooms and pricing options are available:

Furnishing and fittings in rooms

- Electric high/low bed
- Bedside table
- Freestanding wardrobe
- Wall mounted TV
- Reverse cycle air conditioning
- Nurse call button

Common Areas

- Comfortable lounge and dining room areas
- Flat screen TVs provided in lounge areas
- Balcony sitting areas
- Outdoor garden areas for residents and visitors use
- Hairdressing Salon*
- Function centre on site available for hire

Shaw Single Single room with ensuite 20 m ² 	Residential Accommodation Deposit (RAD)	\$375,000
	Daily Accommodation Payment (DAP)	\$41.30
	Combination Payment	50% RAD \$187,500
		50% DAP \$20.65

Room measurements do not include ensuites

**Located in Crawford Lodge and available for use by all residents*

Ashwood Residential Care Service

Key Features Statement



At Crawford Lodge, the following types of rooms and pricing options are available:

Melba or Patterson Rooms

Furnishing and fittings in rooms

- Electric high/low bed
- Bedside table
- Armchair
- Built in wardrobe
- Reverse cycle air conditioning
- Nurse call button

Common Areas

- Comfortable lounge and dining room areas
- Flat screen TVs provided in lounge areas
- Outdoor courtyard gardens for residents and visitors use
- Undercover security parking
- Hairdressing Salon
- Function centre on site available for hire

Melba or Patterson Single Single room with ensuite 19 m ² 	Residential Accommodation Deposit (RAD)	\$550,000
	Daily Accommodation Payment (DAP)	\$60.58
	Combination Payment	50% RAD \$275,000
		50% DAP \$30.29

Flynn or Bradman Rooms

Furnishing and fittings in rooms

- Electric high/low bed
- Bedside table
- Armchair
- Built in wardrobe
- Wall mounted TV
- Entertainment Unit
- Reverse cycle air conditioning
- Nurse call button

Common Areas

- Comfortable lounge and dining room areas
- Flat screen TVs provided in lounge areas
- Outdoor courtyard gardens for residents and visitors use
- Undercover security parking
- Hairdressing Salon
- Function centre on site available for hire

Flynn or Bradman Single Single room with ensuite 17 m ² 	Residential Accommodation Deposit (RAD)	\$700,000
	Daily Accommodation Payment (DAP)	\$77.10
	Combination Payment	50% RAD \$350,000
		50% DAP \$38.55

Room measurements do not include ensuites